Technical Specifications



ORPHEUM
THEATRE
PHOENIX ✦ ARIZONA

The historic Orpheum Theatre opened in downtown Phoenix in 1929. It is listed on the National Register of Historic Places and recognized as one of the most significant theatre structures in the west. The Orpheum provides an eclectic mix of live music, theatre, comedy, dance, national touring acts, and cinema.

203 W Adams, Phoenix AZ 85003
www.OrpheumPHX.com
@OrpheumPHX

Table of Contents

Page 3 — Room Specifications

Page 4 — Seating Plan

Page 5-7 — Hospitality & Dressing Rooms

Page 8-10 — General Notes & Conditions

Page 11 — House Lighting Information & Inventory

Page 12 — Audio Equipment & System Information

Page 13 — Microphone Inventory

Page 14 — AV Video Package

Page 15 — Soft Goods & Rigging

Page 16 — Line Set Schedule

Page 17 — Rigging System Guidelines & Operating Procedures

Page 18 — Orchestra Pit Guidelines & Procedures

Page 19 — Staffing Guidelines

Page 20 — General Safety Requirements

Page 21 — Stage Ground Plan

Room Specifications

Proscenium Opening	50'- 0" W x 26'- 0" H (Curves down to 16')
Width of Stage - Wall to Wall	101'
Total Floor Area	4,494 sq.ft
Working Area	45' W x 25' H x 40' Deep
Normal Working Opening	42'W
Working Depth Including Forestage	42'-0"
Including Orchestra Lift	51'- 6"'
Width of Orchestra Lift (upstage side)	42'- 6"
Fire Line to Rear Column	44'- 6"
Balcony rail to front of pit lift	62'- 8"
Height of Gridiron	65'- 0"
Projection/Lighting Booth to show curtain	87'
Lip of Balcony to show curtain	85'- 4"
FOH audio mixing position to front of pit lift	80'- 8 ¼"
FOH audio mixing position to front of stage	90'-10 ½"
FOH audio mixing position dimensions	10' Wide x 7'6" Deep

- Floor loading may not exceed 125lbs per sq. ft.
- A loading door separates the loading dock with the back stage hallway 12' tall 11'0" wide.
- The loading door between the hallway and the stage located Upstage Right is 12' tall, 9'wide.
- The Loading Dock is located on Adams Street, between 2nd and 3rd Avenue.
  - There are two Truck Bays; the East bay is dedicated for Orpheum use; the West bay belongs to City Hall and with prior arrangement may be available for use.
  - Bays are equipped with adjustable dock plates.

Company Switches (Stage Right Wall)

- 2 - 400amp/leg - 3phase/ 5 or 6wire
  - 120/208vac
    double neutral
  - Bare Tale or Cam Lok Connectors
- 1- 200amp/leg - 3phase/ 5wire
  - Ground Isolated 120/208vac
  - Bare Tale or Cam Lok Connectors



(Stage right wall)

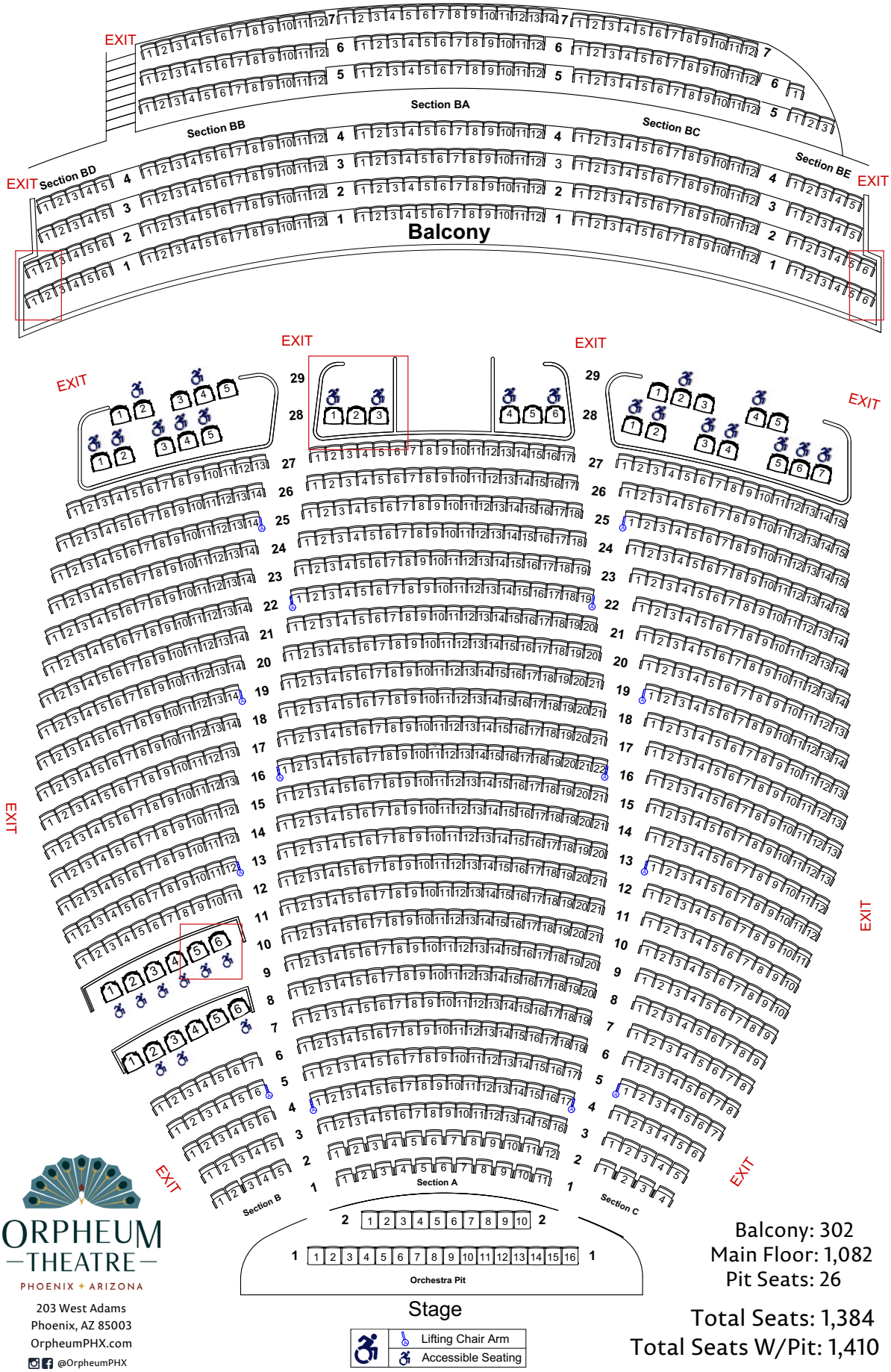

ORPHEUM THEATRE
PHOENIX • ARIZONA

203 West Adams
Phoenix, AZ 85003
OrpheumPHX.com
@OrpheumPHX

Balcony: 302
Main Floor: 1,082
Pit Seats: 26

Total Seats: 1,384
Total Seats W/Pit: 1,410

Areas inside red boxes are pre-approved locations for Video Cameras, and Production Equipment.
Please inform your production coordinator if you are planning on using one of these locations.

Hospitality & Dressing Rooms



ORPHEUM THEATRE

PHOENIX ✦ ARIZONA

Please note that Aventura is the exclusive provider for all Front of House catering. At your expense, you may provide backstage catering for your staff and crew, under the condition that it is cleaned up daily, and properly stored overnight. Aventura holds the liquor license for the venue and is required by law to furnish any liquor consumed throughout the venue, including backstage. Artists or staff may not serve liquor to patrons from the stage.

The Star Dressing Room Suite is fully carpeted. The Suite is composed of a shared lounge, with two separate dressing rooms. The lounge has a small refrigerator, an expandable butler's servlet with three nesting stools, and a Keurig Coffee machine. Each of the star dressing rooms is equipped with a leather couch, armchair, ottoman, a lit makeup station with upholstered chair and separate sink. The bathroom, has an ADA accessible shower.



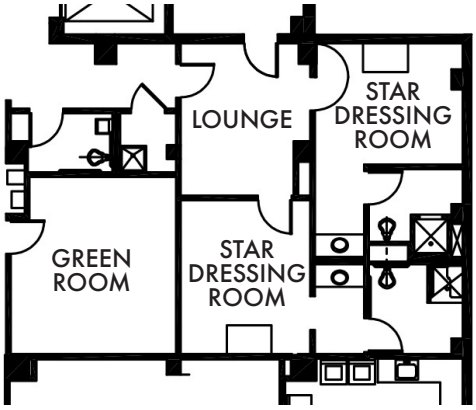

The Green Room is equipped with a counter, microwave, a Keurig coffee machine, electric kettle, and a small refrigerator. There is a full-size leather sofa, a love seat, two armchairs, with two end tables and a coffee table, three lamps, and a TV with live video from the stage.



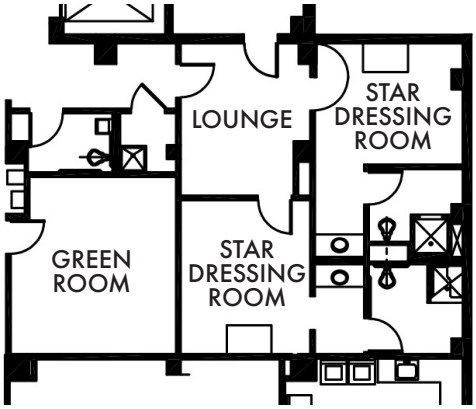

Please consult your production coordinator for more details.

Chorus Dressing Rooms: two large rooms with 18 makeup stations, dual sinks, full-length mirrors, restrooms with dual stalls, and dual ADA accessible showers.



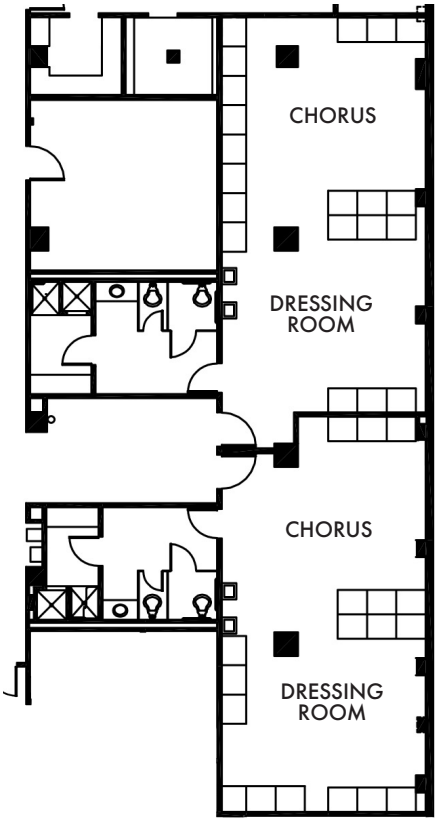

Standard Dressing Rooms: four private rooms, each with six makeup stations, a sink, full-length mirror, and a bathroom with ADA accessible showers.

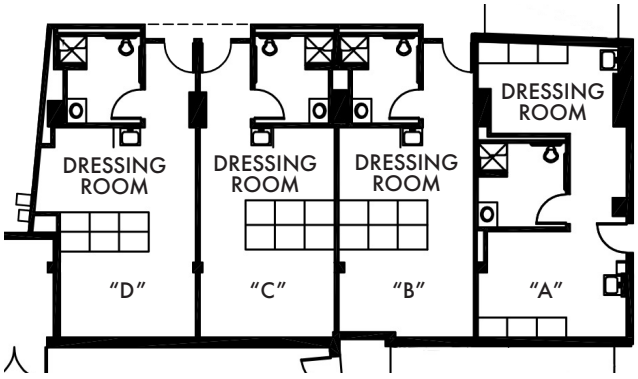





General Notes & Conditions

- A production coordinator will work with you to assess your production needs, and provide estimates for stagehand labor, production services support hourly costs, equipment rental costs, stage door guard, and loading dock use.
- Click here for a list of local vendors.
- Front of House event security: For the safety and security of all guests, Phoenix Convention Center & Venues has implemented a screening process for all public shows at the Orpheum Theatre. All guests will pass through metal detectors to screen for prohibited items. Clutch bags no larger than 8.5" x 5.5" and clear bags up to 12" x 6" x 12" are permitted. Medical and family bags are allowed. No other bags are permitted, and all bags are subject to search. Event security labor costs are your responsibility.
- There must be a Production Services staff member on site to direct and supervise work of any kind. Stage crews will never to be called to work unsupervised.
- City of Phoenix staff will not perform repair work on client equipment, except where life safety is involved or to prevent property damage.
- You are liable for any damages that occur during your occupancy of the building.
  Additional rules and regulations can be found in the Facilities Guide provided with your contract.

Parking:



- Parking meters and pay stations are enforced 8 a.m. to 10 p.m. daily, including weekends and holidays.
  Visit City of Phoenix website for current parking information and downtown phoenix website for major event information.
- Nearby parking garages are listed here.
  Rates may vary based on downtown event activities.
- Trailer parking can be arranged in advance. Please contact your Production Coordinator for details and availability.
- One loading dock*, at truck level, is available. The loading dock area is designed for the sole purpose of facilitating the loading and unloading of event-related equipment. For that and other safety-related reasons, general parking for attendees or your staff is strictly prohibited.

*Note: the loading dock slopes down to the dock at a 5-degree angle. Please plan ahead and use load bars and straps wisely.

- Parking permits may be requested for the red curb on the North side of Adams Street between 2nd and 3rd Avenues, directly across from the Stage Door, as well as bagged meters on 3rd Avenue between Adams Street and Monroe Street. Requests must be made at least two weeks before your event. If approved, permits will be made available for production parking vehicles. Permits are not intended for parking personal vehicles. Ask your production coordinator for details, and maps, and to submit requests.

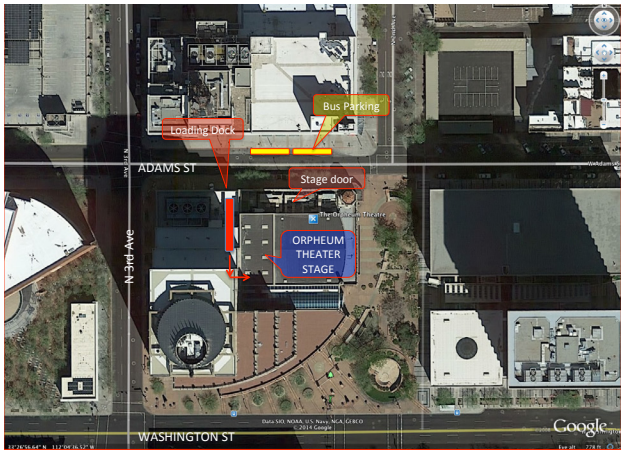

General Notes & Conditions continued

- All scenery, backdrops, fabric etc. must be treated with flame retardant. A current stamp or sewn on certification must accompany all goods. Goods without certification will be subject to open flame testing.
- Any pyrotechnic, or open flame effects of any kind, must be cleared by your assigned Production Coordinator and our on-site Fire Marshal at least two weeks prior to your event.
- City ordinance does not permit smoking anywhere in the building.
- You may not block the fire curtain, exits, fire extinguishers or fire hose cabinets at any time. Technical equipment may NOT be placed to interfere with accessible seating.
- Holes may be placed in stage floors for the attachment of scenic elements with prior written approval from your Production Coordinator. Any holes drilled in the stage floor are to be filled in and painted during the move-out of your event.
  The stage is required to be left "Broom Clean." Excessive dirt may require the stage to be wet mopped at your expense after load out.



(Back of Stage at Orpheum)

Lighting & Sound:

- The only positions for lighting and sound consoles in the house are at the rear of the auditorium, or in the control booth.
- Some of our lighting instruments and drapery may be moved to accommodate your show. You will be required to restore them to their original position at the close of your show.
- Focusing or hanging lighting instruments may require a rigger.
- For the safety of our patrons we will enforce a 110 dB(C) limit in the auditorium.

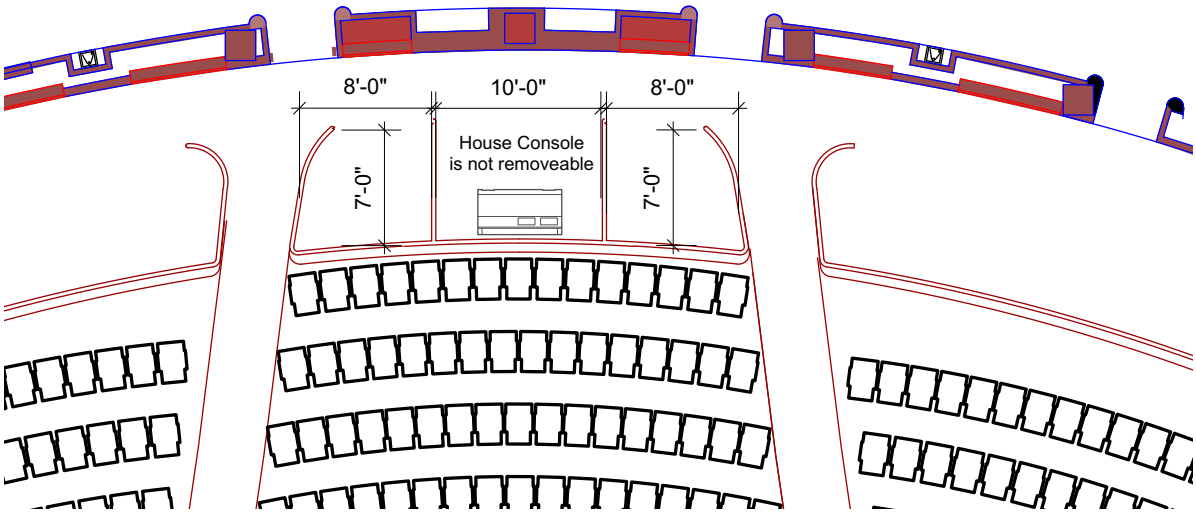

Auditorium:

- Nothing may be placed in the aisles.
- Multi-cables or control cables run to rear of the house must go through the road show raceway under the floor.
- Length required is approximately 250'. Please plan for additional labor and time for installation of cables.
- We may not be able to accept deliveries prior to or after your contracted rental period. All equipment must be removed from the building immediately following your last performance or meeting.



House Lighting Information & Inventory

Lighting Fixtures:

ETC Lighting Fixtures

- 95 – Source 4 LED Lustr+ Series 2 engines (operating mode: 10ch direct + strobe + Fan)
- 125 – Source 4 Ellipsoidal Bodies with 750w bases
- 310 – Total number of Source 4 Barrels (shared between LED & Halogen fixtures)
  - 25 – Source 4 Ellipsoidal 10º Barrels
  - 100 – Source 4 Ellipsoidal 19º Barrels
  - 105 – Source 4 Ellipsoidal 26º Barrels
  - 65 – Source 4 Ellipsoidal 36º Barrels
  - 13 – Source 4 Ellipsoidal 50º Barrels *(not for use with LED fixtures)
  - 2 – Source 4 Ellipsoidal 50º EDLT Barrels *(for use with LED fixtures)
- 55 – Desire D60 Lustr+ (operating mode: 10ch direct + strobe + Fan)
- 40 – Source 4 PAR Bodies with 750w lamp bases
  - VNSP, NSP, MFL, WFL lens kits for each unit.



Chroma-Q Fixtures

- 18 – Color Force2 72" LED strip-light (operating in 48ch direct RGBA x2 Strobe Off)

Martin Fixtures

- 10 – MAC Quantum LED wash Moving Light (operating in 33ch extended mode)
- 10 – MAC Encore Performance Warm (operating in 38ch extended mode)
- 2 – Jem Hazer Pro (3ch)

Lycian Follow Spots (Equipment available for rent)

- 2 – Lycian 1290 2k Xenon
- 2 – Lycian 1275 1500w HMI

Control & Distribution:

Control: A Closed lighting network with a 1gigabit throughput backbone, and wireless access point in the auditorium connects:

- 1 - APEX10 Console (your Production Coordinator can provide console version details)
- 1 - APEX5 Console (your Production Coordinator can provide console version details)
- 5 - ETC Net3 4 port Gateways: Client accessible input/output gateways are installed DSL, DSR, SL Gallery, BOH Audio mix position and in the FOH lighting cove.
- 1 – iPad tablet utilized as a wireless remote
- 1 – laptop running ETC Nomad, Concert and Augment3d software as a designer remote interface.
- DMX Patch Bay located in lighting booth connects each lighting position with 5wire DMX cable, via three 4 port ETC Net3 Gateways.
- 480 – house circuits powered per circuit by ETC Sensor3 Dimmer racks equipped with D20 and R20 Modules.

All Lighting instruments must be restored (Hang & Focus) according to the House Hang Light Plot. We can provide you with a house show file for the APEX consoles compatible with ETC's EOS offline editor software. A Nomad network dongle is available to enable your laptop to connect to the primary console via wire or Wi-Fi."

For further information regarding lighting, please contact your Production Coordinator. Inventory is subject to change without notice.

Audio Equipment & System Information

Front of House Mix Position

Yamaha PM7 with 3rd screen (Dante and Twinlane) (96k)
HY144D-SRC (96k to 48K conversion)
HY256-TL (Multimode fiber card for Twinlane network)
Ri8-D (8 input Rio Dante)
1 – d&b E6 speaker
Focusrite Scarlet 18i20 (Smaart V8)
Multiple patch points
1 – Waves One Server with basic plug-ins
4 – Cisco Network Switches
2 – Tascam CD-01U player
Protools recording



d&b Concert Package

*(subject to additional fees)
12 – d&b V8 Loudspeakers (6 per side)
4 – d&b v12 Loudspeakers (2 per side)
4 – d&b E6 Loudspeakers (front fill)
2 – d&b E8 Loudspeakers (front fill)
4 – d&b V Subwoofers
2 – d&b SL-G Subwoofers
2 – d&b 30D Amplifiers
1 – d&b D80 Amplifier
1 – d&b DS10 Dante to AES network bridge

Mic Lines

136 – Inputs
- 2 – Rio-3224-D (64 inputs)
- 1 – Rio-3224 D2 (32 inputs)
- 1 – RPIO 222 (32 inputs)
- 1 – Ri8 (8 inputs)

1 – 3-way Wirlwind Super Tour 58ch split

Stage Monitors

1 – Yamaha CL5 audio console (48k)
1 – Yamaha PM5D-RH (with 3 Dante cards)
1 – Allen & Heath SQ5 audio console (96k)
12 – d&b M4 stage monitors
4 – d&b B4 Subwoofers (side fill)
2 – d&b V10P Loudspeaker (side fill)
4 – d&b V7P Loudspeaker (side fill/Front Fill)
1 – d&b V Subwoofer (Drum sub)
2 – d&b D20 Amplifiers racks:
- 3 – d&b D20 Amplifiers
- 1 – d&b DS10 Dante to AES network bridge
- 1 – L21-30 power distro pack

4 – EAW SM200iH left 2way bi-amp
4 – EAW SM200iH right 2way bi-amp



Note: Orpheum is available as a venue in d&b's Array Calc software. It includes a 3D model of the stage and Auditorium for acoustic modeling. It may be used to layout your own system or for viewing all the elements of the house PA. The array calc software is free and can be downloaded here:

For further information regarding sound, please contact your Production Coordinator.

Microphone Inventory

Wired
1 – Shure Beta52
1 – Shure SM545D
11 – Shure SM57
1 - Shure Beta57
11 – Shure SM58
2 – Shure SM58s
2 - Shure Beta58
9 – Shure SM81
8 – Shure SM87
4 – Shure SM91
3 - Shure Beta98 amp/C
6 – Shure SM98
4 – Shure MX418
1 – SM588SDX*
*(switched mic for backstage paging)

5 – AKG 414
7 – AKG SE300B
3 – AKG Horn Mic
10 – Sennheiser 421
2 – Sennheiser MKE600
3 – Sennheiser E604
2 – Sennheiser E835
2 – Sennheiser E906
2 – Sennheiser E935
1 – Audix D6
2 – Beyer M88
6 – Crown PCC160
1 – Audio Technica AT831a-1
5 – DPA 4099**
**(w/ various adapters)

DI Boxes
10 – Radial Pro48
8 – Radial ProD1
4 – Radial ProD2

Wireless
10 – Shure QLXD2/SM58
10 – Shure WL185
10 – Shure QLXD1
3 – Shure KSM9 (cap)
8 – Countryman H6
4 – Countryman E6
2 - Helical Antennae

Intercom (Clear Com)
4 channel Clear Com system with headsets, speaker stations, 8 wireless and 10 wired belt packs.

For further information regarding sound, please contact your Production Coordinator.
Inventory is subject to change without notice.



AV Video Package
(Available at a additional charge)

Projection Equipment

1 - Panasonic 3 Chip DLP (PT-RZ21K)
- WUXGA Resolution
- 21k center lumens
- 1.0-1.2 : 1 Short Zoom Lens

1 - 24'x13.5' Rear Projection Screen (Flown LS16)
- 6' tall black velour skirt.

1 – Denon Pro BluRay DVD, CD/SD/USB Player
1 – Roland VR-50HD MK II Multi Format AV Mixer



Digital Cinema System

1 - Barco SP4K-25C Cinionic Projector
- 4TB Alchemy Server & touch Display
- Cinionic 2K/4K0.98" 1.95-3.2 Lens
- DCP / HDMI playback

1 – Strong MDI Standard Perforation Movie Screen
- Image Size: 21'4.5" X 42'9"

1 – Dolby CP 950 7.1 Cinema Processor



d&b Audiotechnik Surround
4 – d&b 10S-D Loudspeakers
2 – d&b 10S Loudspeakers
4 – d&b 8S Loudspeakers
4 – d&b V7P Loudspeakers
2 – d&b V10P Loudspeakers
3 – 30D Amplifiers

Stage Equipment

A la carte equipment at no charge:
(labor costs apply for set-up & strike)
Wenger StageTek Staging System
75 – Music stands & Music stand lights
2 – Rosewood Lecterns

Pipe & Drape: (A la Carte at no charge)
- 8 – Uprights
- 8 – Horizontal
- 16 – opaque black velour Pane

Equipment available for rent:
- 1 Steinway Model L Grand Piano
- 2 Steinway Upright Model K Pianos
- Marley Dance Floor (Gray/Black)

Soft Goods & Rigging

- Show Portal & Curtain: Dark Red Velour
  - LS 1 Valence & LS 2 Legs & LS 3 Main Curtain
  - 75% fullness
  - 76′ wide
- Speaker Traveler Curtain - Black Velour
  - LS15 Black Traveler
  - 75% fullness
  - 76′ wide
- Rear Traveler Curtain - Black Velour
  - LS 46 Rear Traveler
  - 75% Fullness
  - 76′ wide
- Blackout Curtain – 60′ Wide, 32′ Tall
  - LS14 Blackout Black velour with no fullness
- 7 Sets of Legs - 16′ wide 32′ Tall
  - LS 6,12,19,26, Legs: Black velour tied with fullness
- 7 Border Curtains - 60′ Wide 12′ Tall
  - LS 5,11,18,25,30,39,45 Black velour with no fullness
- Cinema Screen – 21′4.5″ X 42′9″
  - May not be relocated
  - LS 4 Perforated +2 Gain Cinema Screen with 2′ black bottom skirt
- RP Screen – 24′ X 13′
  - LS16 With 6′ black skirt with fullness
- Cyclorama - 60′ X 32′
  - LS 39 Cyclorama is a white Leno-filled Scrim
- 1 Black Scrim- 60′ X 32′
  - LS 38 Sharks-tooth Scrim
- 1 White Scrim- 60′ X 32′
  - LS 45 Sharks-tooth Scrims
- 2 Side Tab Pipes
  - Side Tab pipes have a curtain track hung on them, but no goods. Two pairs of legs from storage are available for this
- Electrics battens trim to 45′
  - 62′ long
  - LS 7, 13, 20, 27, 41
- Grid: 65′
- 40 Single purchase counter-weight Batten
- Sets 63′ Long
  Normal Batten length is 63′2″
- 76′ Battens - goods and tracks may not be moved
- Pin Rails L&R at 30′
- Locking Rails Stage left at stage level and stage left pin rail



Line Set Schedule

LS	Distance to Pro	Description
0*	0′- 8 ¼″	Fire Curtain
1	1′- 0″	Red Show Valance
2	1′ 8″	Red Legs
3	2′- 4″	Red Show Curtain
4	3′- 4″	Cinema Screen*
5	4′- 1″	Border Curtain
6	4′- 7″	Leg Set
7*	5′- 10″	1st Electric
8	6′- 10″	
9	7′- 6″	1a Electric
10	8′- 2″	
11	8′- 10″	Border Curtain
12	9′- 6″	Leg Set
13*	11′- 0″	2nd Electric Pipe
14	12′- 2″	Blackout No Fullness
15*	13′- 4″	Black Traveler (speaker curtain)
16	13′- 8″	24′x13.5′ RP Screen
17	14′- 2″	
18	14′- 10″	Border Curtain
19	15′- 6″	Leg Set
20*	17′- 0″	3rd Electric
21	18′- 6″	
22	19′- 2″	
23	19′- 10″	
24	20′- 6″	

LS	Distance to Pro	Description
25	21′- 2″	Border Curtain
26	21′- 10″	Leg Set
N/A	Stage Left Side Tab	
N/A	Stage Right Side Tab	
27*	23′- 4″	4th Electric
28	24′- 10″	
29	25′- 6″	Border Curtain
30	26′- 2″	Leg Set
31	26′- 10″	
32	27′- 6″	
33	28′- 2″	4a Electric
34	28′- 10″	
35	29′- 6″	6
36	30′- 2″	Border Curtain
37	30′- 10″	Leg Set
38	31′- 6″	Black Scrim
39	32′- 2″	Cyclorama
40	32′- 10″	
41*	34′- 4″	5th (Cyc) Electric Pipe
42	35′- 10″	
43	36′- 6″	
44	37′- 2″	Border Curtain
45	37′- 10″	White Scrim (Bounce)
46*	38′- 10″	Rear Traveler
47	39′- 8″	
48	40′- 4″	

NOTE: The above hang will be restored at the end of your event, at your cost.
* = 76′ Battens - goods and tracks may not be moved.

Follow this link to an editable Line Set Schedule for your event.

1) Only qualified operators knowledgeable in theatre rigging systems, the operation manual for this system, and these guidelines for operating this rigging system shall operate the system.
2) Point loads on gridiron, and loft block wells are to be cleared through Production Services staff. Loads are not to be attached to roof trusses. The use of bridals is subject to production coordinator approval.
3) Maximum weight to be installed in an arbor is 1500 pounds. Use of "trailers," sandbags and substitution of steel weights with other material are not permitted.
4) Maximum load on a single lift line is 700 pounds.
5) Point loads on battens (such as trusses) shall be attached only at lift line attachment points.
6) Operation of all systems is at all times to be guided by good theatrical practice and the current USITT Guide lines and/or the ANSI standard(s) for Manual theatre rigging.
7) A flyman is permitted to load, unload or work only one line set at a time.
8) Spreader plates shall be installed every 12 weights. All unused plates shall be placed under the hold down plate at the top of the weight stack.
9) Unbalanced loads are not permitted except during loading and unloading.
10) All line sets are to be secured during loading and unloading.
11) The rope lock is designed to only hold a 45 pound MAXIMUM imbalance.
12) The rope lock is for set positioning only and is not to be used as a speed control.
13) Weights stored on fly floor and loading bridges are to be stacked on the onstage side of the bridge or fly floor. Weights are not to be stacked more than three high. Under no circumstance are weights to be stacked higher than the kick board.
14) No objects may be stored or temporarily placed on the gridiron. Proper containers shall be used for all items used during set up, strike, and maintenance. All tools are to be tethered to the structure or the user.
15) All persons on the stage shall wear hard hats while work is being performed overhead or on the gridiron. Only authorized personnel shall be on the stage during such work and the stage so posted.
16) Operating, using or performing any type of work on or with the rigging system, any other theatrical system, or rigging from any part of the building structure while under the influence of alcohol or drugs is prohibited. Persons working under the influence of drugs or alcohol will be removed from the premises.

Loading:

- See Link for Grid loading drawing for point load distribution calculations.
- Roof Live Load (Reducible) 20psf
- Stage Floor Live Load 125psf
- Assembly areas Live Load 100psf
- Sidewalk Live Load 125psf
- Catwalks 40psf



Orchestra Lift Procedures & Guidelines

Maximum lifting load: 12,400 lbs
Static load capacity of 38,750 lbs
All loads must be evenly distributed

1) Lift is to be operated only by qualified personnel knowledgeable in its operation, safety features, and these guidelines.
2) Lift SHALL NOT be operated with any safety interlock or safety feature bypassed or defeated.
3) NO ONE is to enter or exit the lift while it is in motion.
4) NO ONE is to stand within 18" of the edge of the lift while the lift is in motion.
5) NO ONE shall be permitted to hang arms or legs over the edge of the open pit, or sit on the edge of the open pit when the lift is below stage level.
6) Operator must be in constant, unobstructed visual contact with the lift while the lift is in motion.
7) When the presence of an operator on the lift will interfere with a performance (or final dress rehearsal) the remote operator must have constant visual contact with the entire lift. A minimum of one spotter in constant headset communication with the operator is required. Production Services technical staff will require additional spotters and/or safety measures deemed necessary. A spotter on stage level will also be required while the pit lift is used to transport stage equipment to and from the lower level trap room.
8) Performers and/or stage production crew on a moving pit lift shall remain stationary until pit lift comes to a complete stop.
9) Equipment, scenery, props, risers, and similar items are not to be placed, stored, or set so that they are supported by both the stage and the lift.
10) When lift is in the lowered position, the pit area is to be secured at house level with all pit wall partition panels securely in place.
11) When the lift is in the lowered position four (4) feet or more below stage level or is set as an orchestra pit, the pit area is to be secured at stage level with Orchestra Pit Safety Barrier (safety net). The Safety Barrier will be installed by Client's production support crew on the stage level following the manufacturer's instructions and guidelines, at Client's expense.

Exceptions:
During final dress rehearsals and performances, the Orchestra Pit Safety Barrier may be removed by Client's production support crew. This exception is for the duration of said rehearsal or performance only.
Following any performance or final dress rehearsal when the lift is in the lowered position, a maximum of twenty (20) minutes shall be allowed for the client's production support crew to fully restore the Orchestra Pit Safety Net. The pit area opening shall be constantly attended by a minimum of one authorized spotter on stage level until the Safety Net is put back into place.



Definitions:
Final Dress Rehearsal – A final rehearsal of a stage show before opening to the public. All scenery should be built and painted, properties and costumes completed, lights focused, and the entire show is ready for a final run-through with cast and crew to qualify as a dress rehearsal.
Orchestra Pit Safety Netting – InCord Stage Guard Net. Tensioned net spans across the proscenium opening.

Staffing Guidelines

Phoenix Convention Center & Venues primarily, but not exclusively, use members of the stagehands union (I.A.T.S.E.) to provide technicians to staff theatrical events. We abide by the current wages, terms and conditions as set by the I.A.T.S.E. local. However, we are using and have used persons who are not members of the stage hands union. We are NOT a union house and have no contract with the stagehands union. Union membership is NOT a requirement to work on shows or equipment and systems at the Phoenix Convention Center and Venues.

Clients are free to use whatever personnel they wish to handle and operate their OWN equipment. The Orpheum Theatre systems and equipment must be operated, repaired, or maintained only by competent, qualified* persons who are approved by the Venue Manager or a designated representative.

Minimum crew staffing levels are determined solely by the number of technicians to provide a safe and professionally appearing production. However, clients may have as many additional technicians as they wish. As dictated by the preceding two paragraphs, these technicians may be a combination of technicians approved by the Venue Manager and client-supplied technicians. House positions will still be required if approved alternate, client provided operator personnel is utilized.

THERE ARE THREE EXCEPTIONS TO PROVISIONS OF THESE GUIDELINES:

- "Yellow Card" shows: These are productions where the touring promoter, NOT the local promoter, has signed an agreement with the union to exclusively use members of I.A.T.S.E. at each venue in which they perform. The contract between the touring promoter and the local promoter normally require them to abide by this agreement. Staffing levels, and certain other conditions, are set by the terms of this agreement and the road crew normally communicates crew calls directly to the I.A.T.S.E. local.
- Production companies' signatory to the MASTER COMMERICAL INDUSTRIAL agreement: A number of the national commercial industrial production companies have signed an agreement with the union that, on a nationwide basis, sets wages, terms and conditions for the stagehands which they employ. This enables them to bid on jobs without having to know the specifics of any local union's wages, terms and conditions. Additionally, since these shows typically are performed in more than one city, it enables the production company to determine crew costs in advance. The Phoenix I.A.T.S.E. local is required to abide by the provisions of this "MASTER" agreement as is the production company. Crew calls are normally communicated directly to the I.A.T.S.E. local by the production company.
- The local production company has signed an agreement with the stagehands local union to provide stage labor for its production.

By law, the Phoenix Convention Center & Venues are not allowed to be involved with the relations between a union and any group with which it contracts. Even in these three instances, we may prevent unqualified persons from operating city equipment and systems. The only things normally affected in these three instances are staffing levels, wages, terms, conditions and the required use of union personnel.

***Qualified person is defined as:**
A person who demonstrates training, experience and skill in a particular technical area or areas (electrician, audio engineer, rigger, flyman, etc.) Additionally, such person will have trained on and be familiar with the operation manuals, guidelines, safe and proper operating practices, and when applicable, emergency procedures related to Symphony Hall and Orpheum Theatre systems and equipment.

One who is capable of identifying existing or predictable hazards in the surroundings, or working conditions that are unsanitary, hazardous or dangerous to employees, and who has authorization to take prompt corrective action to eliminate these hazards.

General Safety Requirements

Staff, clients, contract labor and all others working in or entering City of Phoenix and Phoenix Convention Center & Venues Facilities shall at all times adhere to all federal, state, and local laws, regulations, and standards related to safe working conditions and practices. Work being performed shall be done so in accordance with all applicable OSHA (federal), ADOSH (state), American National Standards Institute (ANSI), National Fire Protection Association (NFPA) standards, guidelines, local fire regulations, any applicable consensus standards, industry recommended practices and Department and Division safety policies and requirements. Equipment shall only be operated in accordance with the manufacturer's written recommendations.

If you are bringing any chemicals into the theatres or onto City of Phoenix property (this includes, but is not limited to, fog or haze fluid, spray or other kinds of paint, costume and shoe dyes) you must supply the Production Coordinator with the Material Safety Data Sheet (MSDS) in advance of the move-in. Arizona is a "State Plan" state and all government facilities, employees and operations are covered under state ADOSH regulations.

Use of pyrotechnics or open flame requires a permit from the Phoenix Fire Department. Other types of similar effects may also require a permit. This permit must be applied for no later than **two weeks** before the event. Pyrotechnic effects require an operator licensed by the City of Phoenix. Licenses issued by other jurisdictions are not acceptable. Blocking of fire exits, egress routes, fire extinguisher cabinets and fire alarm panels is not permitted at any time. Obstruction of the theatre fire safety curtains is not permitted at any time. Fire doors are not to be blocked open using stage weights, wedges or similar objects.

Hard hats shall be worn whenever there is the possibility of injury from falling objects.

Fall Protection: Orpheum Theatre has specific fall protection plans for the areas having a fall hazard. Suitable fall protection equipment shall be used whenever a fall hazard exists. All types of industrial trucks shall be operated in accordance with posted regulations.

Mobile Elevating Work Platform (MEWP):

- Lifts are to be operated only in accordance to ANSI/SAIA A92.22-2022 Safe operation of Mobile Elevating Work Platform (MEWP).
- Lifts are to be operated only by trained, qualified personnel.
- Lifts are to comply with stage floor loading capacity. (May not exceed 125lbs PSF.)
- Lifts are to be operated only by authorized, trained and qualified personnel.
- Lifts are not to be moved horizontally with personnel in the raised basket when not allowed by the manufacturer.
- Lifts shall not be operated without the outriggers, when part of the lift system, and must be installed in accordance with the manufacturer's requirements.

Forklifts:

- Forklifts are to be operated only by trained, qualified personnel.
- Speeding, reckless driving, riding on the forks or riding other than in a seat is not allowed.

NOTE: Only persons authorized by City of Phoenix employee's are permitted to operate City of Phoenix equipment.

Downloadable Orpheum Theatre Stage Floor Plans: OT Stage Floor Plan vwx file
OT Stage Floor Plan pdf file

ORPHEUM
THEATRE
PHOENIX ✦ ARIZONA

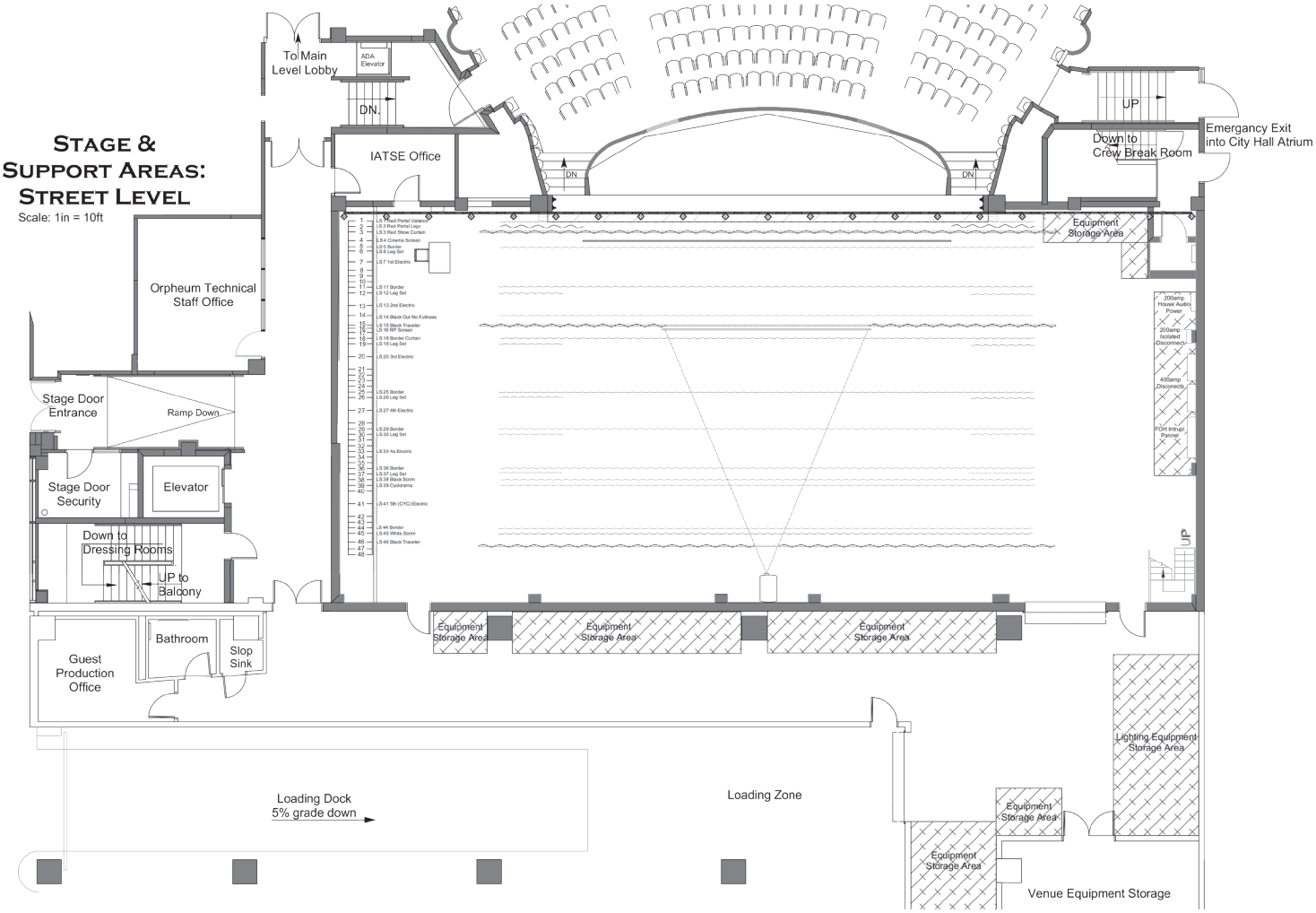

Adams Street



PHOENIX
CONVENTION CENTER
& VENUES

ORPHEUM
THEATRE
PHOENIX ✦ ARIZONA

Orpheum Theatre
203 W Adams, Phoenix AZ 85003
orpheumphx.com

JANUARY 2026